

ML Extension Ring 25

30122

Instruction Manual

Thank you for your purchase of SEA&SEA product. For proper operation of the product and safe handling, please read the following instructions carefully before use. This manual should be retained for future reference.

Identification of Parts

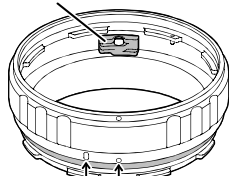
ML Housing Body Cap



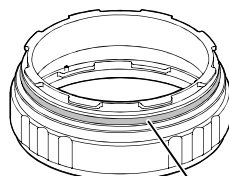
ML Rear Port Cover



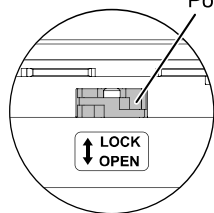
Port Lock Lever



Open Lock



O-Ring



Port Lock Lever

- When mounting a compatible ML port on the extension ring, the port and ring will be locked by sliding the Port Lock Lever to LOCK position.
- When fitting or removing a port from the extension ring, ensure the Port Lock Lever is in OPEN position.
- ※ This extension ring may be broken or damaged if an ML port is forcibly attached or removed when they are locked.

Maintenance and Storage

- Never use chemicals, cosmetics, any petroleum solvents such as paint thinner, or neutral detergent on the product. They may deform and damage the product.
- After each use in salt water, make sure it's watertight, then soak it sufficiently in fresh water.
- Insufficient soaking causes damage by salt to the product. Salty residue may be left on the product where it will crystallize as it evaporates. Crystallized salt is hard to dissolve and difficult to be removed once formed, and it will result in water leakage.
- After rinsing, dry the product well with a soft dry cloth, then let the product dry in the shade, out of direct sunlight.
- Do not dry the product by heating (using a hair dryer, for example). Heating can deform and damage the product.
- If you will not use the product for an extended period of time, store it away from high temperatures, high humidity, direct sunlight, or extreme cold.
- Do not store the product with naphthalene or camphor mothballs, or in locations such as a laboratory where chemicals are used. This environment can cause mold, rust, corrosion or malfunction.
- After using the product, maintain the O-rings before storing. Examine the O-rings before and after each dive. We recommend early exchange of the O-rings, at least once a year.
- Every two years we recommend a complete overhaul of O-rings regardless of the frequency in use, for the best performance of the product.

CAUTION

- Unauthorized disassembling and/or modification could result in malfunction or flooding, and void product warranty. Take the product to a SEA&SEA authorized service center for repair or inspection.
- Do not open the product in a wet or sandy environment. Protect the interior from moisture and debris in order to prevent malfunction or flooding.
- Avoid strong shocks/impacts or excess stress to prevent malfunction, damage or breakdown. Make sure that the product has been securely mounted to other products in order to prevent injury, fall or missing.
- Do not carry the camera or housing by holding the accessories such as arm, cable, strobe, etc. Heavy components may fall and cause damage or injury.
- Do not leave the product in places with hot temperatures such as inside of a car or in a car trunk in summer.
- Do not store the product in wet or high humidity place, to avoid mold, rust, corrosion or malfunction.
- Do not store the product wet. Thoroughly dry the surface using a soft non-scratching cloth to prevent spot marks.
- SEA&SEA SUNPAK Co., Ltd. will not be responsible for the replacement or compensation for cameras, lenses or those accessories damaged due to your invalid operation.
- SEA&SEA SUNPAK Co., Ltd. assumes no liability for compensation of loss of captured images or expenses caused by loss of images, even if you are unable to shoot due to a product defect or malfunction.
- SEA&SEA SUNPAK Co., Ltd. assumes no liability for errors or discrepancies in this manual.

Safety Precautions

Failure to heed the precautions listed below could result in serious consequences. To prevent injury or damage to yourself and/or others, please observe the precautions as they contain highly important information related to personal and product safety. Situations that could result in property damage or personal injury.



CAUTION

Specifications

Construction	Corrosion-resistant aluminium alloy
Depth rating	100m (333feet)
Weight	Approx. 111g (3.92oz)
Dimensions	Approx. $\phi 97(\text{DIA}) \times 36(\text{D})\text{mm}$ / 3.82 \times 1.42 inches
Accessories	Instruction Manual, ML Rear Port Cover, ML Housing Body Cap

* Specifications and appearance are subject to change without notice.