

57103

Battery Charger for YS-250PRO

Instruction Manual

Thank you for your purchase of a SEA&SEA product. For proper operation of the product and safe handling, please read the following instructions carefully before use. This manual should be retained for future reference.

Safety Precautions

Failure to heed the precautions listed below could result in serious consequences. To prevent injury or damage to yourself and/or others, please observe the precautions as they contain highly important information related to personal and product safety.

- ⚠ **DANGER** : Situations that involve a high risk of severe injury or death.
- ⚠ **WARNING** : Situations that could result in severe injury or death.
- ⚠ **CAUTION** : Situations that could result in property damage or personal injury.

⚠ DANGER

- Never attempt to disassemble, repair or alter the product yourself to prevent significant electrical hazard due to the high-voltage circuitry in the product. Do not heat the product or put it into a fire, this could result in explosion or fire. Unauthorized disassembling and/or modification could result in malfunction or flooding, and avoid product warranty. Take the product to an authorized SEA&SEA service center for repair or inspection.

⚠ WARNING

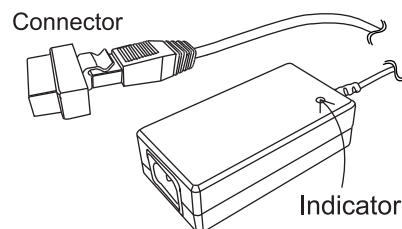
- Operate this charger only with the specified electrical voltage. Use with the incorrect voltage may cause malfunction or fire.
- Should you notice smoke or an unusual smell coming from the product, disconnect the power plug and take the product to an authorized SEA&SEA service center for inspection.
- Never connect this charger to an unspecified product. Doing so may result in malfunction or fire.

⚠ CAUTION

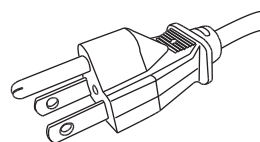
- Do not use this product in direct sunlight, in extremely hot or cold environments, in humid, dusty or wet environments.
- After use, always disconnect the plug from the electrical outlet. Do not pull, bend or twist the cord; damage to the wiring may cause malfunction, electric shock or fire.
- Do not short-circuit the connectors. It may cause malfunction, electric shock or fire.
- Keep this adapter unplugged when not in use.
- Do not cover or wrap the product with a cloth. This could result in deformation of the product or in fire.
- Never use chemicals, cosmetics, any petroleum solvents such as paint thinner, or neutral detergent on the product. They may deform and damage the product.
- Do not store the product in wet or high humidity place, to avoid mold, rust, corrosion or malfunction.

Bundled items

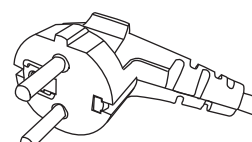
- Battery Charger



- AC power cord (Japan/USA type)



- AC power cord (Europe type)

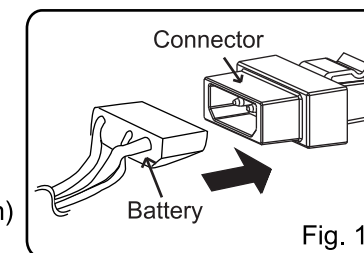


How to Use

- This product must be connected to a SEA&SEA Battery for YS-250PRO (54102).
- This product can charge the battery, regardless of the remaining capacity. The battery does not need to be completely discharged before charging.
- The battery generates heat immediately after use, and cannot be recharged properly. Allow the battery to reach normal temperature, then start charging.
- During recharging, the temperature should be in the vicinity from 0° C to 40° C (32° F to 104° F).
- Do not recharge the battery in a cold environment below 0° C (32° F). Severe cold may cause battery leakage, deterioration in performance, or shortened life.

【Charging method】

- ① Insert the AC power cord securely in to the charger.
- ② Connect the battery securely to the connector .
* Be sure the orientation is correct as shown. (Fig. 1)
- ③ Plug the AC power cord into a socket.



<<Indicator status>>

- | | |
|--------------------|---|
| Amber Flickering : | Checking the battery (Max. 20min. after plugging in) |
| Red ON : | Charging |
| Green ON : | Fully charged |
| | * Unplug the AC power cord and disconnect the battery when fully charged. Do not leave the battery connected for too long. |
| Amber ON : | Temperature error |
| | The battery is out of the temperature range. Leave the battery indoors (5 ~ 35 ° C / 32 ~ 95° F) to reach normal temperature, then recharge the battery. |
| Red Flickering : | Connection error |
| | Improper connection is detected. Disconnect all equipment, and start again from the beginning. |
| | * There may be hardware error if the indicator flickers red after reconnecting. End charging immediately, and contact an authorized SEA&SEA service center. |

⚠ CAUTION

- The battery life may be nearing expiration if the operating time shortens excessively. If that is the case, replace with a new battery.

The rated input voltage for this battery charger is 100-240V and can be used in any country. The AC power cords included with this product package may not fit the outlet in some countries. Contact your travel agent for relevant information, and bring the appropriate conversion plugs necessary for your trip.

Specifications

- | | |
|----------------------|--|
| 【Chargeable battery】 | Battery for YS-250PRO |
| 【Charging time】 | Approx. 3 hours (depending on the remaining capacity/temperature and other conditions) |
| 【Rated input】 | AC 125V (Japan/USA type), AC 250V (Europe type) |
| 【Rated output】 | 9.0V 1.5A |
| 【Construction】 | Polycarbonate resin |
| 【Dimensions】 | 60x34x112mm /2.4x1.4x4.5inch (WxHxD) |
| 【Accessories】 | AC power cord (Japan/USA type, Europe type), Instruction manual |

* Specifications and appearance are subject to change without notice.

SEA&SEA

SEA&SEA SUNPAK Co., Ltd.

3-2-20, Saiwai-cho, Kawaguchi-shi, Saitama, Japan 332-0016 TEL. +81-48-256-2251

World Customer Service Center TEL. +81-48-255-8512 <http://www.seaandsea.jp>